

Essential Thunderbird Add-Ons






Serge Y. Stroobandt

Copyright 2015–2017, licensed under [Creative Commons BY-NC-SA](#)

This page is still under construction.

Add-ons

Table 1: Essential Thunderbird Add-Ons

icon	add-on	use
	Enigmail	Here is the developer site .
	External Editor	Allows one to compose e-mail messages with an editor of choice (say Vim!) Current releases are found on GitHub . There is no official Mozilla Thunderbird page for this add-on.
	Markdown Here	Here is the developer site .
	Sieve	The Mozilla page for this add-on lags behind quite a bit. One is better off installing the latest development build .
	Signature Switch	Here is the developer site .

Wrapping to window width

To have the wrap length adapt automatically to the window width, open the configuration editor:

Edit → Preferences → Advanced → General → Config Editor

Set `mail.compose.wrap_to_window_width` to `true`.

External Editor settings

- Tired of the limited capabilities of Thunderbird's text editor?
- Wanting to hit [Vim](#) key combinations?

No problem, install the *External Editor add-on* and configure it as follows:

```
/usr/bin/gvim -f --servername THUNDERBIRD --remote-tab
```

Hitting Ctrl+E in a Thunderbird write window will no evoke a gvim instance.

To avoid default textwidth wrapping with Vim, add the following line to .vimrc:

```
autocmd FileType mail setlocal textwidth=0
```



This work is licensed under a [Creative Commons Attribution-NonCommercial-ShareAlike 4.0 International License](#).

Other licensing available on request.

Unattended CSS typesetting with  Prince.

This work is published at <https://hamwaves.com/thunderbird/en/>.

Last update: Monday, March 1, 2021.